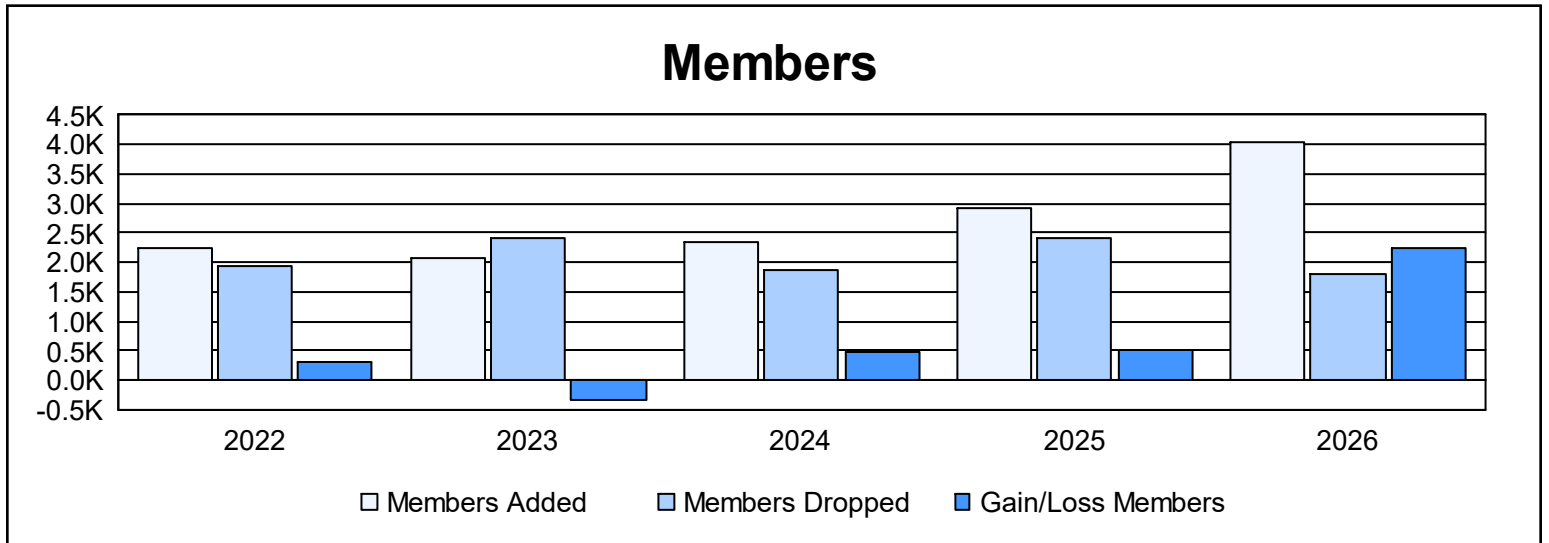
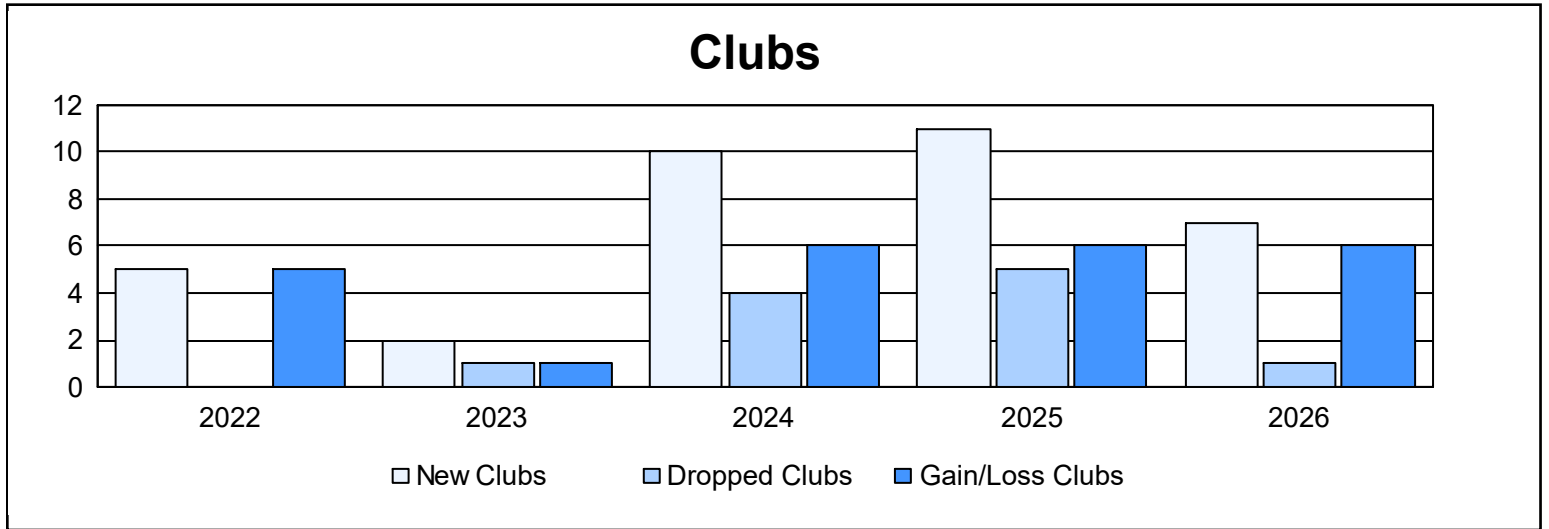
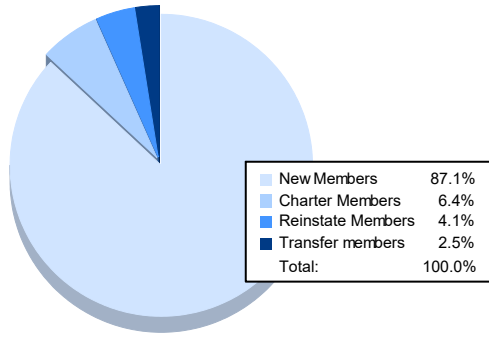


Year	New Clubs	Dropped Clubs	Gain/ Loss Clubs	New Members	Charter Members	Reinstate Members	Transfer Members	Total Member Added	Total Members Dropped	Gain/ Loss Members
2021-2022	5	0	5	1,842	169	167	60	2,238	1,941	297
2022-2023	2	1	1	1,705	91	180	97	2,073	2,396	-323
2023-2024	10	4	6	1,685	428	127	101	2,341	1,857	484
2024-2025	11	5	6	2,261	380	169	108	2,918	2,417	501
2025-2026	7	1	6	3,524	257	165	101	4,047	1,790	2,257
Average	7	2	5	2,203	265	162	93	2,723	2,080	643



Membership Composition March 2026 Cumulative



Gender Composition March 2026 Cumulative

